








20201 GN Wilson District Mini 1 (For GN Players Only)
GS 16

Main Draw

1	TSA001833	GE		[1] Alternate ALTERNATE	
2				A1 BYE	[1] Alternate ALTERNATE
3	TSA051287	GAU		Rozanne VAN DER SCHYFF	Rozanne VAN DER SCHYFF Walkover
4	TSA048475	GN		Skyle-Lee ELLIOTT	Rozanne VAN DER SCHYFF 6-1, 6-2
5	TSA081191	GE		[4] Sophia KOEN	Rozanne VAN DER SCHYFF 7-6, 6-4
6				A3 BYE	[4] Sophia KOEN
7	TSA071180	GE		Rune VAN WYK	Rune VAN WYK 6-1, 6-1
8				A4 BYE	Rune VAN WYK
9	TSA048881	GN		Jana HENNING	[3] Danielle CHAPMAN 6-1, 6-3
10				A5 BYE	Jana HENNING
11				BYE	[3] Danielle CHAPMAN 6-2, 6-1
12	TSA071151	GE		[3] Danielle CHAPMAN	[3] Danielle CHAPMAN 6-1, 6-3
13	TSA040751	GN		Ansune DU TOIT	[3] Danielle CHAPMAN 6-1, 6-3
14	TSA051388	GN		Kyla GOBBY	[2] Amelie VAN ZYL 6-2, 6-3
15				BYE	[2] Amelie VAN ZYL
16	TSA071157	GC		A8 [2] Amelie VAN ZYL	[2] Amelie VAN ZYL

Position 3-4	Rune VAN WYK	[2] Amelie VAN ZYL
	[2] Amelie VAN ZYL	6-3, 6-4

Position 5-8	BYE	[4] Sophia KOEN
	C1 [4] Sophia KOEN	Jana HENNING 6-2, 6-1
	Jana HENNING	Jana HENNING
	Kyla GOBBY	1-6, 6-3, 11-9

Position 7-8	BYE	Kyla GOBBY
	D1 Kyla GOBBY	

Position 9-16	BYE	Skyle-Lee ELLIOTT
	E1 Skyle-Lee ELLIOTT	Skyle-Lee ELLIOTT
	BYE	Ansune DU TOIT 6-3, 6-0
	E2 BYE	Ansune DU TOIT
	BYE	
	E3 BYE	
	BYE	
	E4 Ansune DU TOIT	
	BYE	



Position 11-12

BYE

F1

BYE

Position 13-16

BYE

G1

BYE

BYE

G3

BYE

G2

BYE

BYE

Position 15-16

BYE

H1

BYE